

## BULK INSTRUCTIONS



# Menstrual Health Kits

## WHAT GOES IN A MENSTRUAL HEALTH KIT?



## PLEASE NOTE

- All items must be new.
- No powders or aerosols.
- Do not include money or personal notes.

## ASSEMBLY INSTRUCTIONS

1. Please register your project online at [convoyofhope.org/kits](http://convoyofhope.org/kits) prior to packing.
2. Use packing tape to secure the lids of the liquid items.
3. Place kit items in the resealable plastic bag, and zip it closed.

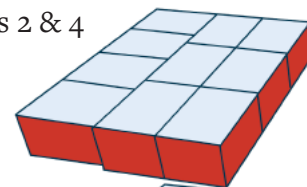
## PACKING INSTRUCTIONS

1. Assemble 8.25”H x 11”W x 15”L cardboard boxes with packing tape.
2. Fill each box with 6 completed kits.
3. Tape boxes closed.
4. Place the boxes onto the pallet as shown. The finished pallet should have five layers of 10 boxes for a total of 50 boxes.
5. Tightly shrink-wrap.
6. Further shipping instructions will be provided.


## PACKING TOOLS

- 8.25”H x 11”W x 15”L Cardboard Boxes
- Tape and Tape Guns
- Box Knives
- Standard 48” x 40” Pallets
- Shrink Wrap
- Pallet Jack

Layers 2 & 4




Layers 1, 3 & 5



1  
Gallon Plastic Bag

Cardboard Box for Shipping



## SHIPPING ADDRESS

Further shipping instructions will be provided when you register your kits at [convoyofhope.org/kits](http://convoyofhope.org/kits).

## QUESTIONS?

[volunteer@convoyofhope.org](mailto:volunteer@convoyofhope.org)